



WELCOME HOME PANTHERS



We're happy you're here!

Welcome to your new home in FIU Housing & Residential Experience as an FIU Panther! We are so excited to have you join the on campus community.

In this booklet, you will find information that will help you have a successful move-in to your new home on campus including move-in instructions, checklists, a map of campus, and an unloading pass. Be sure to bring this with you for a fun, stress-free move-in experience.

We cannot wait to meet you and look forward to welcoming you on your move-in day!

Sincerely,

Andrew Naylor, MS, CSAEd-HRL
Senior Director
Housing & Residential Experience



Housing Office is located in UT 121.
Questions? Tel: 305-348-4190
Email: housing@fiu.edu







WHAT TO BRING

LINENS

Bedding/Comforter/Blankets
Parkview, University Towers, and
Tamiami

(Full-size bed)

Panther, Everglades, Lakeview North,
and Lakeview South

(Twin XL bed)

University Apartments

(Twin bed)

Mattress Pad

Pillows

Towels

Bath, Hand, & Wash Cloths



Don't forget to bring this
move-in welcome book!



Are you staying
connected? Use this link
to find out how to
connect your electronics
to the FIU network.



PERSONAL ITEMS

Health Insurance Information

Government Issued ID Card

Toiletries: Soap, Shampoo, Conditioner,

Toothbrush/ Toothpaste, Shaving Items,

Tissues, Styling Products, etc.

Toilet Paper

Decorations

KITCHEN ITEMS

Dishes

Plastic Containers

Dish Towels

Utensils

Pots & Pans

Food

*All units are equipped with full-size fridges

LAUNDRY & CLEANING SUPPLIES

Detergent/Stain Remover/Fabric Softener
Hangers
Iron & Ironing Board or Portable Steamer
Laundry Basket
Disinfectant Spray
Hand Sanitizer
Disinfectant Wipes
Antibacterial Soap
Dish Soap & Sponges
Small Trash Can
Paper Towels
Spray Cleaner
Broom or Small Vacuum
Toilet Bowl Cleaner
Glass Cleaner

EMERGENCY/ HURRICANE ITEMS

Flashlight
Batteries
Water
Canned Food
First Aid Supplies/Medicine
Power Bank

OTHER ITEMS

Surge Protector/Power Strips
Television
Microwave
Lamps
Laptop
Gaming System



DO NOT BRING THE FOLLOWING:

Air Conditioners
Candles
Space Heaters
Pets (only fish allowed)
Firearms/Weapons
Halogen Lamps
Scooters
Valuable Items
Small Kitchen Appliances:
Electric appliances with exposed heating elements designed for the preparation of food (including, but not limited to, hot plates, immersion heaters, indoor/outdoor grills).



IMPORTANT DATES



SPRING 2025

Spring Move-in FRIDAY, JANUARY 3

Spring Classes Begin MONDAY, JANUARY 6

Spring Add/Drop Deadline MONDAY, JANUARY 13

Rent Payment Due Date TUESDAY, JANUARY 14

Spring Break (Office Open) MONDAY, FEBRUARY 24 – SATURDAY, MARCH 1

Final Exams MONDAY, APRIL 21 - SATURDAY, APRIL 26

Move-Out SATURDAY, APRIL 26 BY 12 NOON



HOUSING FINANCIAL SERVICES

CASH, CHECKS, AND CREDIT CARDS

You can make a payment through your MyFIU portal (my.fiu.edu). Online check payments from a US bank are free, while debit or credit card payments incur a fee. Self-service stations for checks and money orders are available in SASC, PC, and Everglades 124.

GRANTS, SCHOLARSHIPS, AND LOANS

There are many types of aid you can use to help pay for housing including: Grants, Scholarships, and Loans.

PAYMENT PLANS


Enrolling in a Payment Plan is easy and can be done online. Go to your MyFIU portal (my.fiu.edu) Select the 'Financial Account' tile, then 'Enroll in Payment Plan.' Choose the plan option that's right for you! Follow on screen instructions.


THIRD PARTIES

Athletics, Veterans, Vocational Rehab, Disability Resource, Fostering Panther Pride, and Florida Prepaid Dormitory 529 Plan, please call Housing finance.


Some helpful tips!

- Don't forget to complete your FAFSA.
- NEVER forget your OneCard.
- Housing and Tuition have the SAME due date.
- Financial Aid pays Tuition and Fees first, and then Housing.
- Payment Plan first installment is due before Financial Aid disburses (know your dates!)
- You can start making payments as soon as housing charges are posted to your account.
- You are subject to \$100 late fee if payments are not received by the due date.

 Self-service stations are available 24/7.

 Accepted payment methods: cash, money orders, cashier's check, and traveler's check.

HOUSING FINANCE IS
LOCATED IN EVERGLADES 124
305-348-0324





MEAL PLANS

Unlimited Plus

(UNLIMITED 7 DAY ACCESS TO 8TH STREET + \$500 DINING DOLLARS)

TOTAL PER SEMESTER \$2,595

PAYMENT PLAN INSTALLMENT \$865

Unlimited

(UNLIMITED 7 DAY ACCESS TO 8TH STREET + \$250 DINING DOLLARS)

TOTAL PER SEMESTER \$2,328

PAYMENT PLAN INSTALLMENT \$776

14/Week

(14 MEAL SWIPES PER WEEK + \$150 DINING DOLLARS)

TOTAL PER SEMESTER \$2,087

PAYMENT PLAN INSTALLMENT \$696

9/Week

(9 MEAL SWIPES PER WEEK + \$500 DINING DOLLARS)

TOTAL PER SEMESTER \$1,718

PAYMENT PLAN INSTALLMENT \$573





HOUSING PAYMENT PLAN INSTALLMENTS

BUILDING	ROOM TYPE	SEMESTER ROOM CHARGE	PAYMENT PLAN INSTALLMENT
Panther Hall	SHARED 2BD SUITE	\$2,801	\$933.67
Lakeview Hall North/South	SHARED 2BD SUITE	\$2,801	\$933.67
	PRIVATE 4BD SUITE	\$3,501	\$1,167
Everglades Hall	PRIVATE 3BD APARTMENT	\$4,004	\$1,334.67
Honors College At Parkview	STUDIO	\$4,800	\$1,600
	PRIVATE 4BD APARTMENT	\$4,558	\$1,519.34
University Towers	STUDIO	\$4,658	\$1,552.66
	PRIVATE 2BD APARTMENT	\$4,730	\$1,576.67
University Apartments	PRIVATE 4BD APARTMENT	\$4,496	\$1,498.66
	STUDIO	\$4,212	\$1,404
	SHARED 1BD APARTMENT	\$2,964	\$988
	SHARED 2BD APARTMENT	\$2,548	\$849.34
	SHARED 2BD 3 PERSON APARTMENT	\$2,340	\$780
	PRIVATE 2BD APARTMENT	\$4,472	\$1,490.67
	PRIVATE 2BD 3 PERSON	\$3,380	\$1,126.67
Tamiami Hall	PRIVATE 4BD APARTMENT	\$3,952	\$1,317.34
	STUDIO	\$4,800	\$1,600
	PRIVATE 4BD APARTMENT	\$4,600	\$1,534



NEED TO KNOW FOR MOVE-IN

PREPARING FOR MOVE-IN

Move-in can be exciting or stressful depending on how you prepare. Smoothly transitioning into your new home requires having all your essentials with you.

DAY OF CHECK-IN

Students are assigned a 20 minute move-in time slot. To manage student influx, FIU schedules specific move-in times to avoid traffic and elevator waits.

Your cooperation ensures a seamless process. Arriving outside your designated time? You'll be directed to a parking lot until conditions allow your entry.

Students will check-in online at my.fiu.edu → Student Tools → Student Housing → Spring Check-in. After completing this, students can show the confirmation at the front desk to get their key. The online check-in also activates their OneCard for apartment or suite access.

TRAFFIC, UNLOADING, AND PARKING

Information for arriving on campus, rapid unloading zones, and parking are all included within this move-in manual.

Parking and Transportation and the FIU Police Department will be enforcing parking and traffic restrictions, towing vehicles when necessary.

AFTER MOVE-IN

Post-move, connect with REC, RA, and DA in your hall—they're invaluable for settling into FIU and Miami.



LARGE STUFF

Students may be prohibited from bringing large furniture into residence halls to prevent severe wall damage in narrow halls.

OVER-SIZE VEHICLES

RVs and moving trucks are discouraged. Oversize vehicles will be directed to Lot 5 and not allowed in residence hall unloading zones.

WHAT TO BRING

Create a residence hall checklist. Bring only necessities and buy more items after consulting with roommates. Limit your belongings to fit into two move-in carts (48" x 28.5" x 59").



CAMPUS MAP AND DIRECTIONS

STEP 1: ENTRANCE

Use the key to find the designated color for your building. Then find the ★ icon for the best entrances to use.

Utilice la clave para encontrar el color designado para su edificio. Luego busque el ícono ★ de las mejores entradas para usar.

STEP 2: RAPID UNLOAD LANE

Follow your color and proceed through the appropriate route, you will be directed to your designated hall's 🚶 rapid unload zone. Please note for UA, you will need to report to Building A to check-in and pick up your key.

Siga su color y continúe por la ruta adecuada; será dirigido a la 🚶 zona de descarga rápida del lugar asignado. Tenga en cuenta que para UA, deberá presentarse en el Edificio A para registrarse y recoger su llave.

STEP 3: PARK IN VISITOR LOT

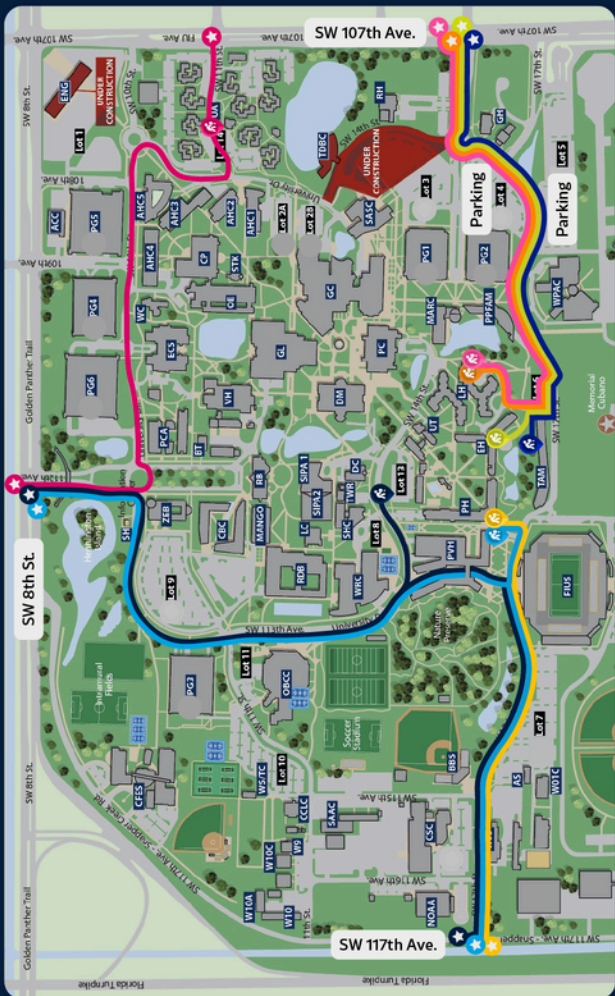
After rapid unloading, bring your car to Lot 4 & 5 visitor parking lots. Parking in an unauthorized lot may lead to towing of your vehicle.

Después de una descarga rápida, maneje su automóvil a los siguientes estacionamientos Lote 4 y 5 para visitantes. Estacionarse en un estacionamiento no autorizado puede resultar en el remolque de su vehículo.

Please use the following key: Everglades, Lakeview South, Lakeview North, Panther, Parkview, Tamiami, University Apartments, and University Towers.



Please read and follow these steps carefully!



EVERGLADES (EH) LAKEVIEW NORTH (LH) PARKVIEW (PVH) UNIVERSITY APARTMENTS (UA)

LAKEVIEW SOUTH (LH) PANTHER (PH)

TAMIAMI (TAM)

UNIVERSITY TOWERS (UT)